



TrueForce LED Industrial and Retail (Highbay – HPI/SON/HPL)

TrueForce Core HB 200-160W E40 840 WB GM

Philips TrueForce LED Industrial and Retail lamps give you a quick and easy payback solution to replace HID lamps in Highbay application. The solution gives you the LED benefits of energy-efficiency and long-lifetime, plus they come for a low initial investment. With unique lamp design and compatibility, you can directly retrofit HID lamps with TrueForce LED lamps without changing the fixtures or gear. Multiple beam angle options and high colour rendering index enhance the lighting distribution while creating a comfortable, safe and high productivity environment.

Product data

General Information		Operating and Electrical	
Cap-Base	E40 [E40]	Input Frequency	50 to 60 Hz
Nominal Lifetime (Nom)	25000 h	Power (Nom)	160 W
Switching Cycle	50000X	Lamp Current (Nom)	1900 mA
Technical Type	160-400W	Wattage Equivalent	400 W
Light Technical		Starting Time (Nom)	0.7 s
Color Code	840 [CCT of 4000K]	Correlated Color Temperature (Nom)	4000 K
Beam Angle (Nom)	130 °	Luminous Efficacy (rated) (Nom)	125.00 lm/W
Luminous Flux (Nom)	20000 lm	Color Consistency	<6
Luminous Flux (Rated) (Nom)	20000 lm	Color Rendering Index (Nom)	80
Color Designation	Cool White (CW)	LLMF At End Of Nominal Lifetime (Nom)	70 %


TrueForce LED Industrial and Retail (Highbay – HPI/SON/HPL)

Warm Up Time to 60% Light (Nom)	0.7 s
Power Factor (Nom)	0.9
Lamp Current at 220V	1900 mA
Voltage (Nom)	110-277 V
Temperature	
T-Case Maximum (Nom)	100 °C
Controls and Dimming	
Dimmable	No
Mechanical and Housing	
Bulb Finish	Frosted
Approval and Application	
Energy Efficiency Label (EEL)	A+

Product Data	
Full product code	871869676934800
Order product name	TrueForce Core HB 200-160W E40 840 WB GM
EAN/UPC - Product	8718696769348
Order code	929001812508
Numerator - Quantity Per Pack	1
Numerator - Packs per outer box	2
Material Nr. (12NC)	929001812508
Net Weight (Piece)	1.300 kg

Warnings and Safety


Dimensional drawing




Bulb T50 180-400W 20000lm 4000K E40 ND

Product	D	C
TrueForce Core HB 200-160W E40 840 WB GM	211 mm	263 mm

Photometric data



LED TForce HB MV 200-160W E40 T50 Frosted 840 12D ND WB



LED TForce HB MV 200-160W E40 T50 Frosted 840 12D ND WB


TrueForce LED Industrial and Retail (Highbay – HPI/SON/HPL)

Photometric data




LED TForce HB MV 200-160W E40 T50 Frosted 840 6D ND NB

Lifetime



LedTrueForce



LED TForce HB MV 200-160W E40 T50 Frosted 840 6D ND NB

